

Auto-Answer App for Slack User Guide

How to use the Auto-Answer App for Slack.

Document generated 03/03/2025

[PDF VERSION](#)

Tags | [Slack](#) | [Integrations](#) | [OverflowAI](#) |

Applies to: Free Basic Business Enterprise

*This documentation is for **Stack Overflow for Teams Enterprise**. Free, Basic, and Business users can access their documentation [here](#). [Find your plan](#).*

Overview

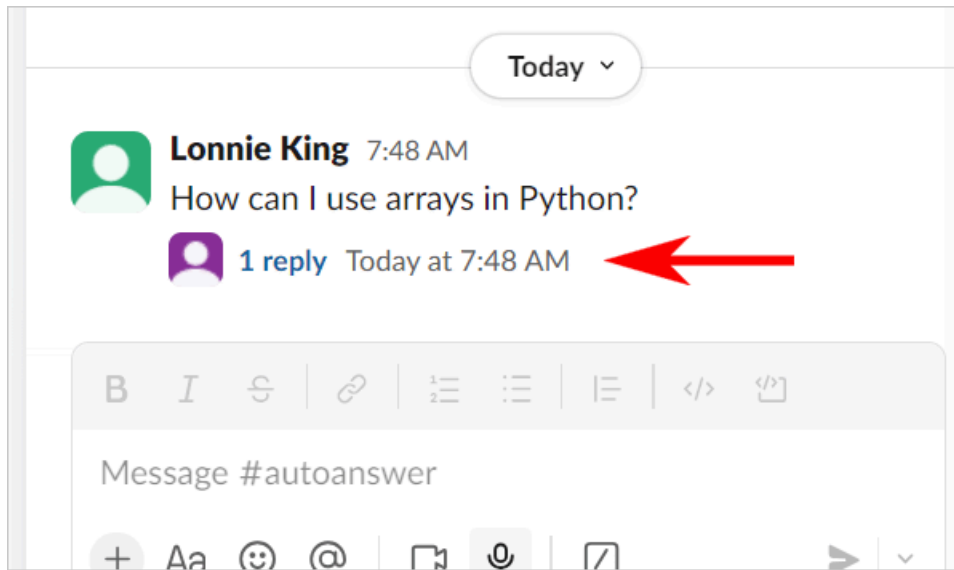
As part of the Stack Overflow for Teams OverflowAI, the Auto-Answer App for Slack leverages semantic search and AI technology to quickly locate, summarize, and reuse information from your Stack Overflow for Teams Enterprise (SOE) site. The Auto-Answer App for Slack provides two time-saving features. The auto-answer feature turns each new channel post into a search of your SOE site, returning the results to Slack. The thread summary feature creates an AI-generated summary of a Slack thread, turning it into a question and answer posted directly to your SOE site.

You must install the Auto-Answer App for Slack before you can use any of these features. To install the app, read the [Install the Auto-Answer App for Slack](#) article.

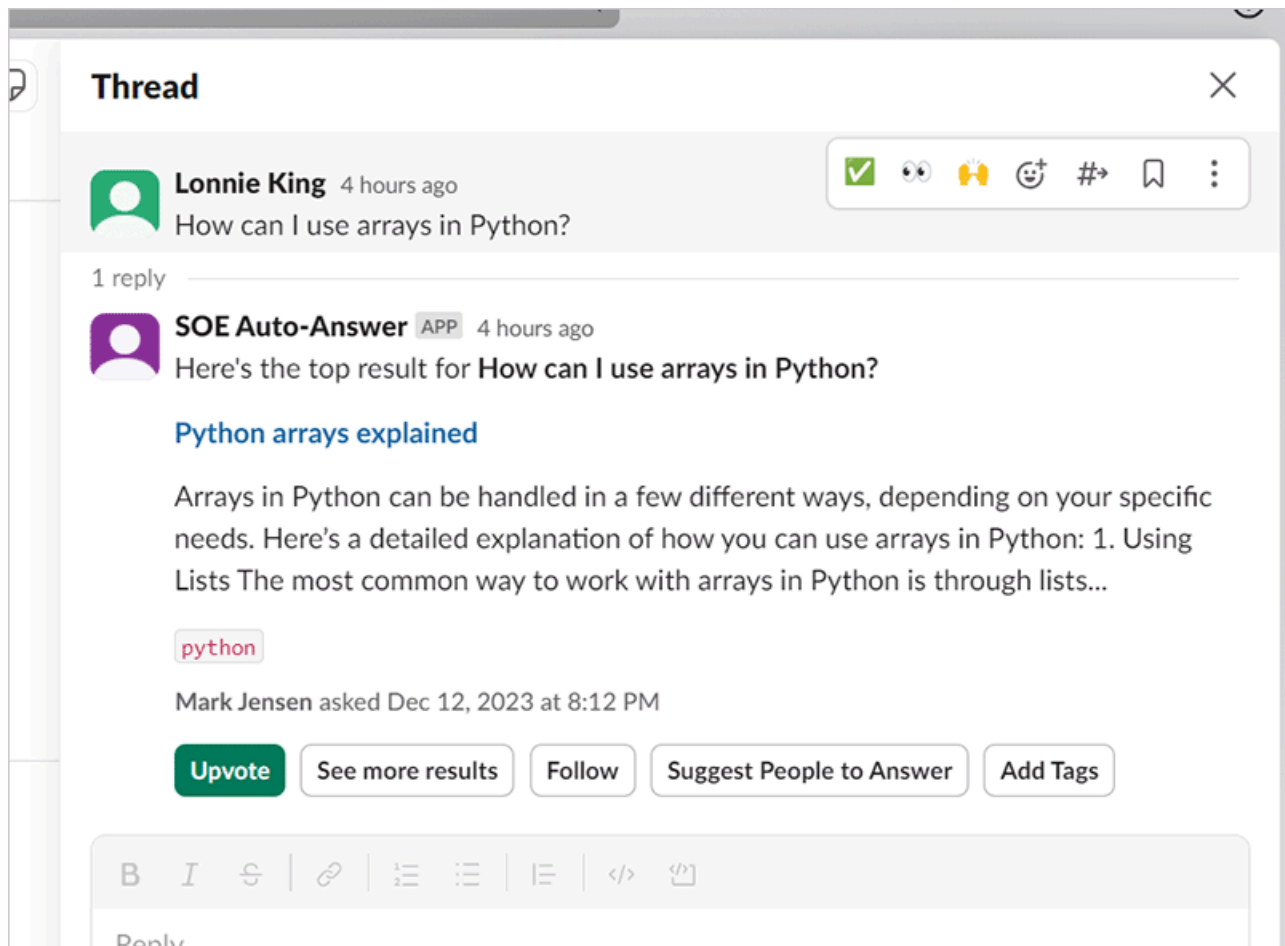
Auto-answer

After installing the Auto-Answer App for Slack and registering a Slack channel, the auto-answer feature works automatically in the background. It sends each new post in that channel to your SOE site as a search, returning the results to Slack.

After adding a post to the channel, the app will immediately display a reply to your post.



Click the **reply** link to see the results of the auto-answer search. If the app can find an answer to the search question, it will add it as a threaded reply to your post.



In addition to the usual Slack controls, there is a **See more results** button beneath the auto-answer content. Click this to see additional search results from your SOE site.

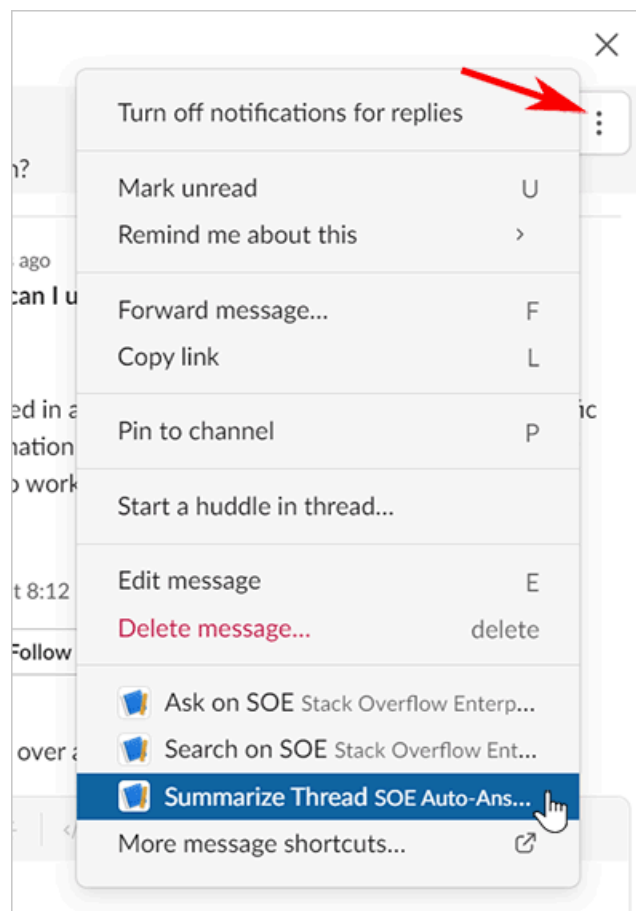
The auto-answer feature works only on posts entered in the channel itself. If you or other users continue to reply in a thread, the Auto-Answer App for Slack will not send those new posts as search queries.

NOTE: When setting up the Auto-Answer App for Slack, your site administrator can designate content tags to filter its responses. The app will then only return content that contains those SOE tags.

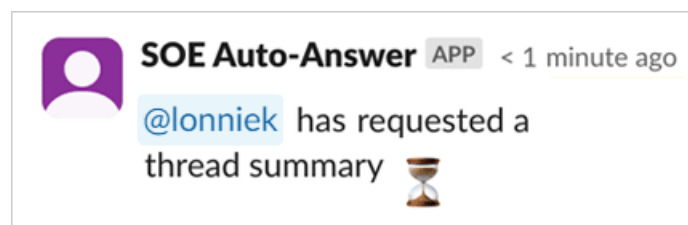
Thread summary

The Auto-Answer App for Slack thread summary feature uses AI to generate a summary of a Slack thread. It will then post that summary to your SOE site as a question and answer.

To summarize a thread, click the **three dots** button in the upper-right corner of any post in the thread. From the menu that appears, click **Summarize Thread**. (If **Summarize Thread** isn't listed, click **More message shortcuts...** first.)




After you click **Summarize Thread**, the Auto-Answer App for Slack will begin creating a summary of the thread. Slack will display a message showing the summary is in-progress.



When the app finishes the summary, it will post the question and answer to your SOE site. It will also display a confirmation message and a summary of the SOE post in the thread. To see the new post on your SOE site, click on the question link in the confirmation message.

week, the update is posted in the thread so everyone sees

 **SOE Auto-Answer** APP Today at 8:09 AM
A summary of this thread has been posted to your Team by [@lonniek](#)
[How can I use arrays in Python?](#) ←
You can review it for accuracy and assign tags by clicking the link above.
Question
[How can I use arrays in Python?](#)

On your SOE site, the AI-generated content will appear as if written by the user that summarized the Slack thread. It will look like any other question and answer, with two differences:

- The top of the question will have a message stating "This question was generated by OverflowAI...".
- The question will automatically have the *overflowai-generated* tag.

How can I use arrays in Python?

Asked 6 days ago Modified 6 days ago Viewed 2 times

 | This question was generated by OverflowAI by [Lonnie King](#) from this [Slack Thread](#)

0 How can I use arrays in Python?

 **People asked** **Tags**

 [Add people](#) [overflowai-generated](#) [Edit](#)



Mod Share Edit Flag Manage


asked Jul 11 at 17:40

 **Lonnie King** ♦
86 ● 1 ● 9

Users can perform all the usual functions on the AI-generated content (for example: upvote, tag, edit). Users with editing privileges can remove the *overflowai-generated* tag and "...generated by OverflowAI..." message from the question, but should do so only after carefully verifying and/or editing the content.

If a user edits the new AI-generated question or answer within seven days, the site will add an "Updated" alert and post summary in the originating Slack channel. This lets users in that channel know someone verified or updated the AI-

generated post.



NOTE: The overflowai-generated tag and "...generated by OverflowAI..." message encourage users to employ extra scrutiny when using the AI-generated content. Until a knowledgeable user verifies the information, the AI tag and message should remain.

If you need further support or have questions, contact your site administrator.