

## Get Answers with the Visual Studio Code Integration

Use the OverflowAI Visual Studio Code Integration to search for answers.

Document generated 05/01/2024

[PDF VERSION](#)

[Tags](#) | [OverflowAI](#) | [Visual Studio Code](#) | [VSC](#) | [Integrations](#) |

Applies to: [Free](#) [Basic](#) [Business](#) [Enterprise](#)

This documentation is for **Stack Overflow Enterprise**. Free, Basic, and Business users can access their documentation [here](#). [Find your plan](#).

## Overview

**This module is included in the [OverflowAI](#) add-on. If you're ready to elevate and enhance your team's capabilities with [OverflowAI](#), reach out to our sales team today.**

The Stack Overflow Visual Studio Code (VSC) Search module can search your private Stack Overflow for Teams site, the public Stack Overflow site, and the internet at large. This allows the module to access vast amounts of information to provide explanations, insights, and potential answers to your search questions—right inside VSC.

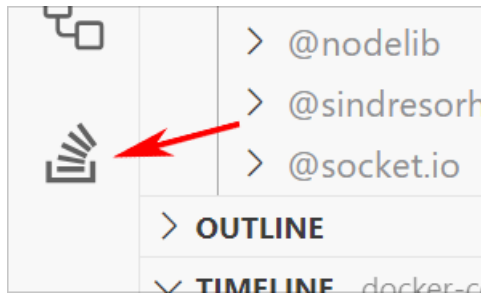
The OverflowAI Search module:

- Composes its answers from user-generated content.
- Cites its source material.
- Allows you to refine its answers by asking follow-up questions.
- Can use your search transcript to generate a Stack Overflow for Teams article draft.

**NOTE:** Before you can use the OverflowAI Search module, you must first install the Stack Overflow for Teams Visual Studio Code extension by following [these instructions](#). Your Stack Overflow site must also have [Unified Search](#) enabled.

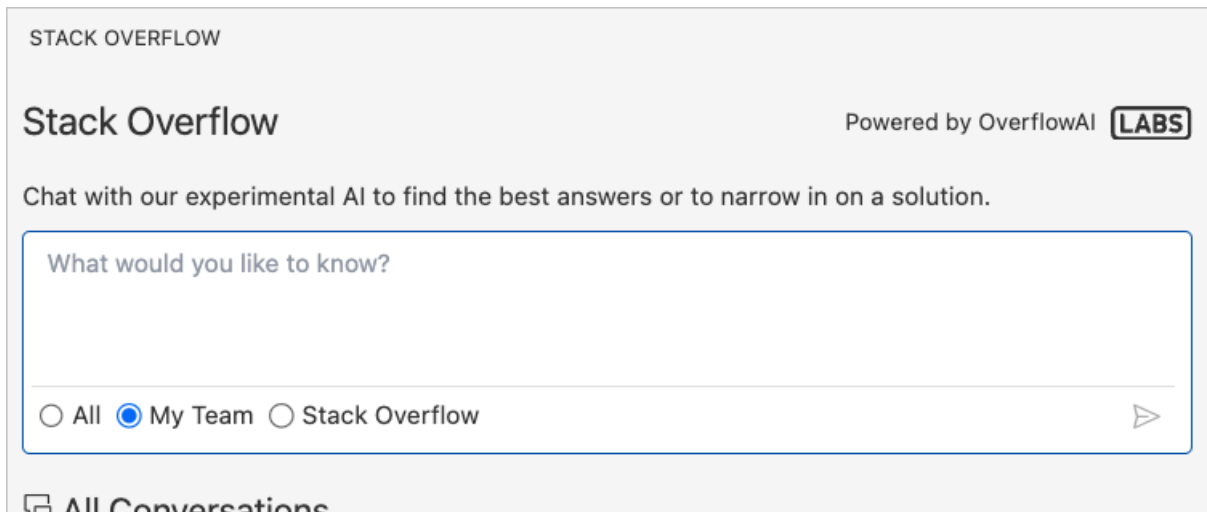
## Search Stack Overflow

After installation, you'll see a Stack Overflow extension in the left column of VSC.

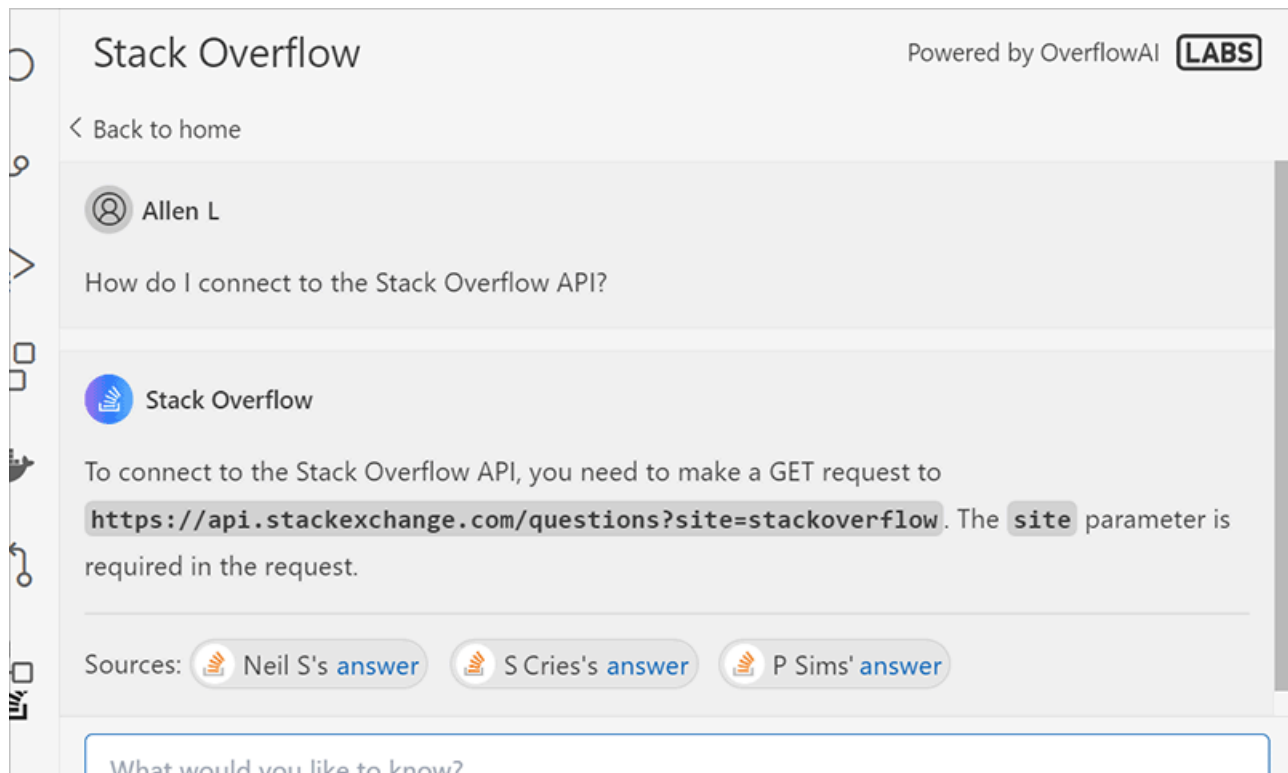


Click the **Stack Overflow logo** to switch to the extension. Type your question or search terms into the extension's chat box. Use the radio buttons to instruct the extension where to search. Search options include:

- **All** All internet data the LLM was trained on (including the Stack Overflow public site at [www.stackoverflow.com](http://www.stackoverflow.com)).
- **My Team** Just your Stack Overflow for Teams site.
- **Stack Overflow** The Stack Overflow public site ([www.stackoverflow.com](http://www.stackoverflow.com)).



After you enter your question in the chat box, the Stack Overflow extension will analyze the search results it finds and compose a reply with citations.



You can then:

- Click on any cited reference to view it.
- Refine your search by continuing the conversation with the extension in the chat box.
- Have the Draft Article module turn your AI chat transcript into a new article draft on your Stack Overflow for Teams site ([learn more](#)).

---

If you need further support or have questions, contact your site administrator.